
2010 CARE Annual Survey

How to Report the Volume of Post-Consumer Carpet Diverted and Recycled in 2010



Agenda

- Purpose of the Survey
- Changes Made in 2010
- Survey Overview and Tips
- Example Survey Response
- Q&A



CARE Annual Survey Purpose

- To collect the most accurate and complete data on post-consumer carpet diversion and recycling, each year, in the US
- To analyze and include this information in the CARE Annual Report, in order to fulfill the requirements specified in the CARE MOU



Changes in Survey for 2010

- Request for more detailed data on diversion, reuse, recycling, energy and landfill
 - Anticipate that this information will be required for future MOU and for California AB 2398
- Elimination of some questions to simplify survey
 - i.e. post-consumer and post-industrial
 - Inventory



Survey Overview

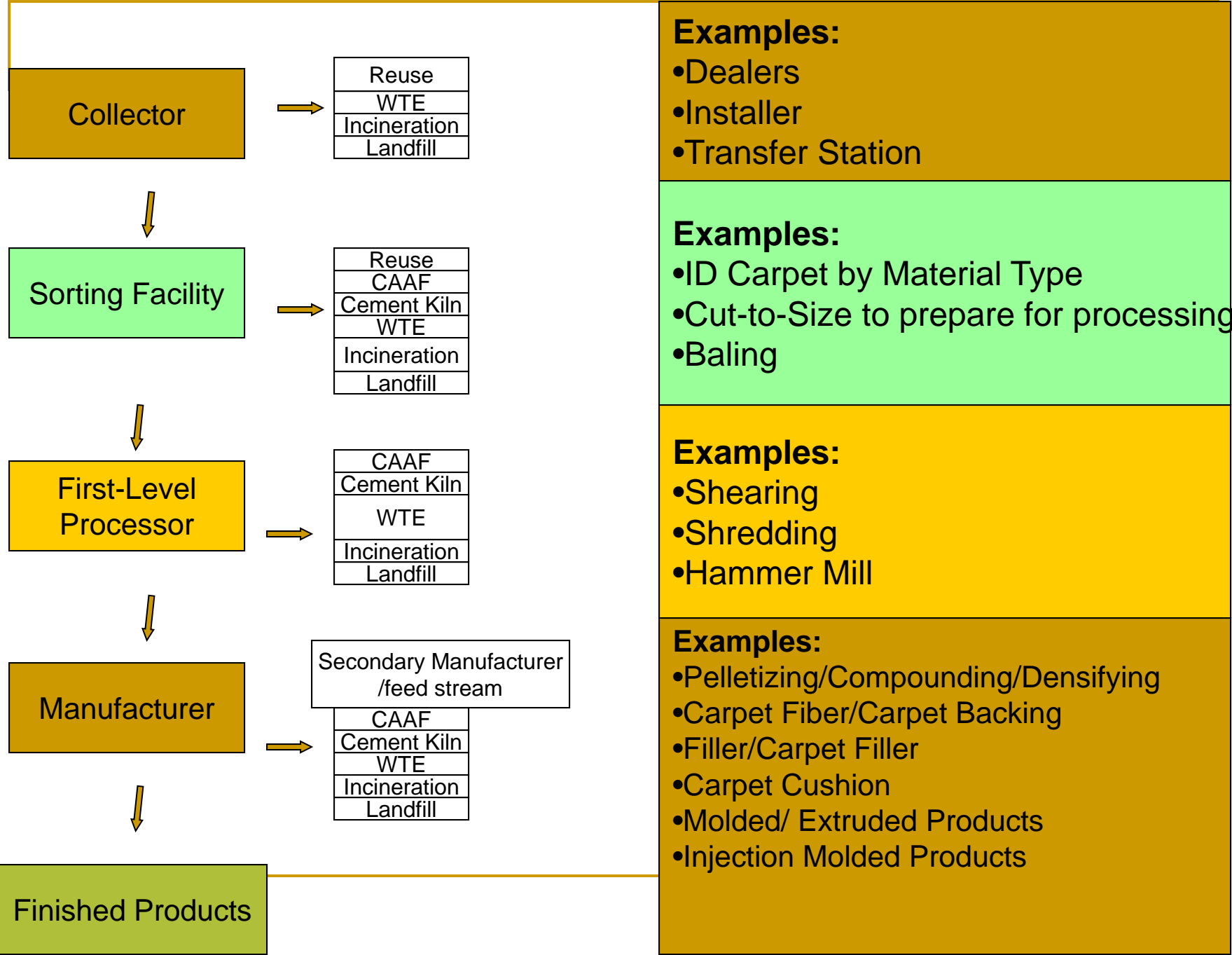
- 11 questions in length
- 10 minutes (if prepared)
- Signature page required



Tips for taking the survey

- Please have your data handy:
 - Volumes handled at each stage of the process
 - Collected
 - Sorted
 - Processed
 - Manufactured
 - Material Flow (see flow chart)
 - To the next step in the process
 - Reuse
 - Energy
 - Landfill
 - Etc





Examples:

- Dealers
- Installer
- Transfer Station

Examples:

- ID Carpet by Material Type
- Cut-to-Size to prepare for processing
- Baling

Examples:

- Shearing
- Shredding
- Hammer Mill

Examples:

- Pelletizing/Compounding/Densifying
- Carpet Fiber/Carpet Backing
- Filler/Carpet Filler
- Carpet Cushion
- Molded/ Extruded Products
- Injection Molded Products

Example

A recycling business person collects **1 million lbs** of post-consumer carpet. The recycler sorts and shears this material and sends it to a processor.

Along the way, some of the post-consumer carpet is reused, and some is not able to be recycled, for various reasons, and is either sent to a CAAF or a cement kiln facility, waste-to-energy, incinerator or the landfill.

The recycler tracks the amount of material as it progresses through the process.

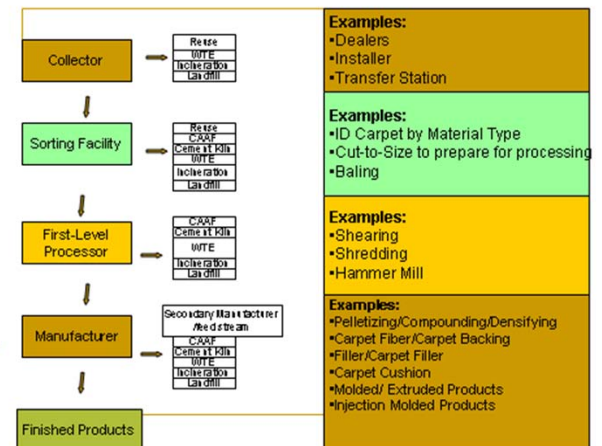
For this example, the recyclers would answer the next questions as follows:



Collector

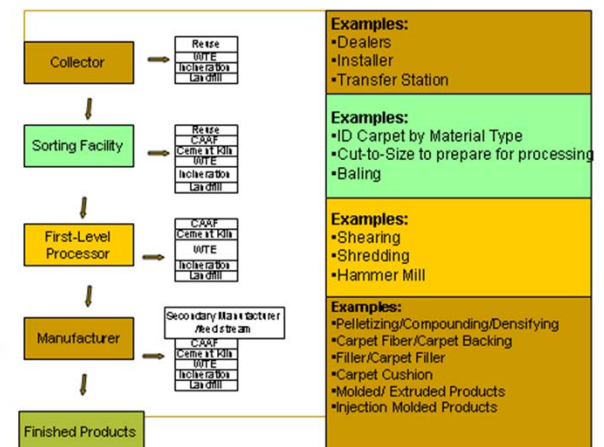
■ Collected 1 Million lbs of post-consumer carpet, of which:

- ❑ 900,000 lbs sent to Sorting Facility
- ❑ 10,000 lbs were reused
- ❑ 50,000 lbs sent to Waste-to-Energy
- ❑ 40,000 lbs went to Landfill



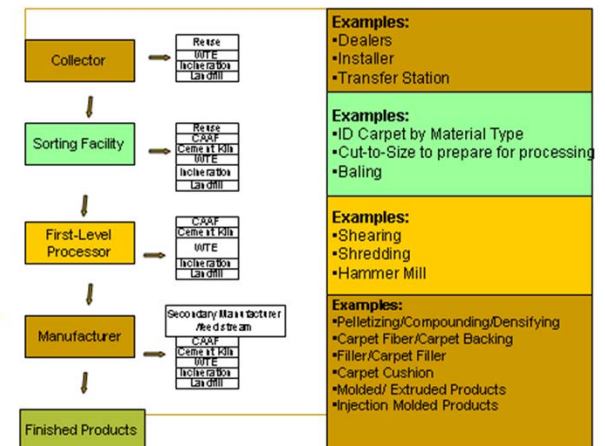
Sorting

- Collected 1 Million lbs of post-consumer carpet, of which:
 - 900,000 lbs sent to Sorting Facility
 - 50,000 lbs sent to Waste-to-Energy
 - 10,000 lbs were reused
 - 40,000 lbs went to Landfill
- **900,000 lbs of post-consumer carpet was available for sorting:**
 - 700,000 lbs went to the First-Level Processor
 - 100,000 lbs were reused
 - 0 lbs went to CAAF or cement kiln
 - 50,000 lbs went to waste-to-energy
 - 50,000 lbs went to the landfill



First-Level Processor

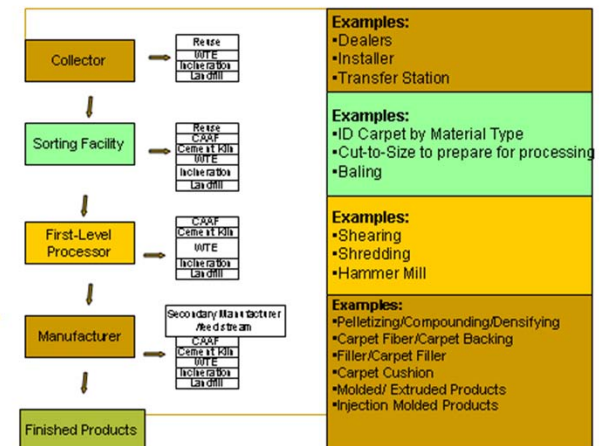
- Collected 1 Million lbs of post-consumer carpet, of which:
 - 900,000 lbs sent to Sorting Facility
 - 50,000 lbs sent to Waste-to-Energy
 - 10,000 lbs were reused
 - 40,000 lbs went to Landfill
- 900,000 lbs of post-consumer carpet was available for sorting:
 - 700,000 lbs went to the Processor
 - 100,000 lbs were reused
 - 0 lbs went to CAAF or cement kiln
 - 50,000 lbs went to waste-to-energy
 - 50,000 lbs went to the landfill
- **700,000 lbs of post-consumer carpet was available for Processing**
 - Produced 210,000 lbs of sheared material
 - 100,000 lbs went to CAAF or cement kiln
 - 100,000 lbs went to waste-to-energy
 - 290,000 lbs went to the landfill



Manufacturer

- **Received 210,000 lbs of sheared material**

- ❑ Manufactured 150,000 lbs of finished product
- ❑ 20,000 lbs went to another manufacturer/feed stream
- ❑ 10,000 lbs went to CAAF or cement kiln
- ❑ 10,000 lbs went to waste-to-energy
- ❑ 10,000 lbs went to incinerator
- ❑ 10,000 lbs went to the landfill



Manufacturer

- 150,000 lbs were Manufactured into product
 - 100,000 lbs went to Engineered Resins
 - 50,000 lbs went Molded/Extruded Products



Survey Timeline and Deadlines

- Survey will open for data collection on February 1, 2011
- Survey responses must be received by February 28, 2011
- The first 20 respondents will receive a \$25 Amazon gift card for participating



Survey Link

- Survey will open for data collection on February 1, 2011
- You may enter the survey at the following link:

http://www.surveymonkey.com/s/2010_CARE_Annual_Survey



Questions?

If you have questions about the 2010 CARE Annual Survey, please contact Jeremy Stroop at jstroop@carpetrecovery.org

